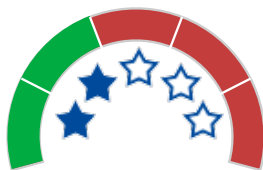


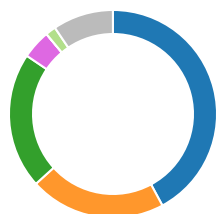
School Level: Elementary School
Grade Levels: OK-08
District: State Public Charter School Authority
School Address: 385 W. Centennial Parkway
 North Las Vegas, NV 89084



43.5

Total Index Score

School Type: *Charter SPCSA*
 School Designation: *No Designation*
 95% Assessment Participation: *Met*



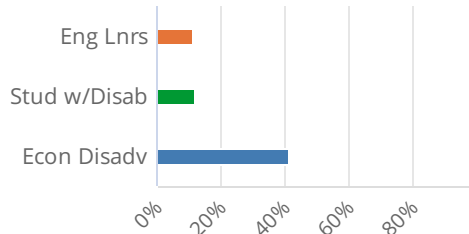
Student Race/Ethnicity

21.1%	White
21.1%	Bl/Afr Am
42%	Hisp/Latino
4.5%	Asian
0%	Am Ind/AK Nat
1.6%	Pac Isl
9.4%	Two or More

School Performance History

School Year	Index Score/Star Rating
2017-2018	40 ★★
2016-2017	N/A N/A

Alternative Student Groups



What does my school rating mean?

Two-Star school: Identifies a school that has **partially met** the state's standard for performance. Students and subgroups often meet expectations for academic performance or growth but may have multiple areas that require improvement. Areas requiring significant improvement are uncommon. The school must submit an improvement plan that identifies supports tailored to subgroups and indicators that are below standard.

How are school star ratings determined?

Schools receive points based on student performance across various Indicators and Measures. These points are totaled and divided by the points possible to produce an index score from 1-100. This index score is associated with a one- to five-star school rating.

How are star ratings determined based on total index score?

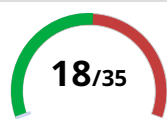
- Below 27 ★
- At or above 27 but less than 50 ★★
- At or above 50 and less than 67 ★★★
- At or above 67 and less than 84 ★★★★
- At or above 84 ★★★★★

2018-2019 School Performance



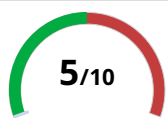
Academic Achievement Indicator

Measure	School Rate	District Rate
Pooled Proficiency	41.7	54
Math Proficiency	42.5	54.5
ELA Proficiency	46.3	60.1
Science Proficiency	25.3	34.7
Read-by-Grade-3 Proficiency	50.2	56.7



Growth Indicator

Measure	School Median	District Median
Math MGP	48	55
ELA MGP	50	52
	School Rate	District Rate
Met Math AGP Target	38.7	49.7
Met ELA AGP Target	48.7	59.7



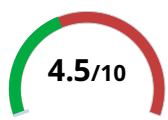
English Language Proficiency Indicator

Measure	School Rate	District Rate
Met EL AGP Target	43.2	56.7



Closing Opportunity Gaps Indicator

Measure	School Rate	District Rate
Prior Non-Proficient Met	19.8	27.8
Math AGP Target		
Prior Non-Proficient Met	35.2	39.2
ELA AGP Target		



Student Engagement Indicator

Measure	School Rate	District Rate
Chronic Absenteeism	15.8	8
Climate Survey Participation	98.3	N/A

Climate Survey Participation is not a point-earning measure.